

***KIP - Kentucky Incentives for Prevention***  
 Statewide Trends in Substance Abuse among Kentucky Students  
 2003, 2004, & 2006



Kentucky Cabinet for Health and Family Services  
 Department for Mental Health and Mental Retardation Services  
 Division of Mental Health and Substance Abuse



Prepared by  
Robert J. Illback, PsyD, *Executive Director*  
Margaret Pennington, MSSW, *Director of Planning, Consultation and Evaluation Services*  
Daniel H. Sanders, III, BA, *Evaluation Researcher and Applications Developer*  
Patrick Smith, MUP, *Community Planner and Evaluation Researcher*

REACH of Louisville  
501 Park Avenue  
Louisville, KY 40208  
[www.reachoflouisville.net](http://www.reachoflouisville.net)

## Contents

KIP SURVEY BACKGROUND .....	1
SAMPLE SIZES & STATE COVERAGE .....	1
TREND HIGHLIGHTS .....	2
ALCOHOL USE .....	3
CIGARETTES .....	4
MARIJUANA.....	5
INHALANTS.....	6
OVER-THE-COUNTER DRUGS.....	7
CRYSTAL METH.....	8



## KIP Survey Background

- The purpose of the survey is to anonymously assess student use of alcohol, tobacco, and other drugs (ATOD), as well as a number of factors related to potential substance abuse.
- The survey provides information about student self-reported use of substances (e.g., within last 30 days, last year), student perceptions about substance use (e.g., level of risk, peer and parent disapproval), and perceived accessibility of substances in the community.
- The KIP Survey has been administered in Kentucky for a number of years through the Substance Abuse Prevention Program in the Cabinet for Health and Family Services, through agreements with individual school districts across the state.
- The core items on the present KIP survey were originally chosen by the federal Center for Substance Abuse Prevention (CSAP), based on extensive research on risk and resilience factors associated with youth substance abuse.
- The survey is now conducted biannually in the fall in even-numbered years (2004, 2006, etc.), with 6th, 8th, 10th, and 12th graders attending school in Kentucky communities.
- Extensive efforts go into assuring the anonymity of students who fill out the survey, and to insuring that no student feels coerced to participate.

## Sample Sizes and State Coverage

- The 2003 KIP administration had a sample size of 28,813 students, the 2004 KIP administration had a sample size of 96,917 students, and the 2006 administration had a sample size of 117,111 students.
- In 2006, students from 107 counties participated in the KIP Survey. Non-participating counties in 2006 included Anderson, Bath, Harrison, Hart, Hickman, Jackson, Jefferson, Madison, Martin, Pendleton, Trigg, Warren, & Wolfe.
- The following counties participated in the 2004 KIP survey: Adair, Allen, Ballard, Barren, Bath County, Boyd, Boyle, Breckinridge, Bullitt, Butler, Caldwell, Calloway, Carroll, Carter, Casey, Christian, Clark, Clay, Clinton, Crittenden, Cumberland, Daviess, Edmonson, Elliott, Estill, Fayette, Floyd, Fulton, Gallatin, Garrard, Graves, Grayson, Greenup, Hancock, Hardin, Harlan, Harrison, Hart, Henderson, Henry, Hopkins, Jackson, Jessamine, Knott, Knox, Larue, Laurel, Lawrence, Lee, Lincoln, Livingston, Logan, Lyon, Magoffin, Marion, Marshall, McCracken, McCreary, McLean, Menifee, Mercer, Metcalfe, Montgomery, Monroe, Morgan, Muhlenberg, Nicholas, Ohio, Oldham, Pike, Powell, Pulaski, Rockcastle, Rowan, Russell, Scott, Shelby, Simpson, Spencer, Taylor, Todd, Trigg, Trimble, Union, Washington, Wayne, Webster, and Whitley.
- In 2003, students from the following counties participated in the KIP Survey: Breathitt, Breckinridge, Carlisle, Carter, Casey, Christian, Clinton, Elliott, Graves, Hopkins, LaRue, Lee, Livingston, Marion, Marshall, Meade, Montgomery, Morgan, Nelson, Ohio, Oldham, Owsley, Perry, Powell, Rockcastle, Todd, Union, Wolfe, Woodford.

## Trend Highlights



- Across all four grade levels students reported **lower rates of alcohol use** in 2006  
(SEE PAGE 3)



- Across all four grade levels students reported **lower rates of cigarette use** in 2006  
(SEE PAGE 4)



- Across all four grade levels students reported **lower rates of marijuana use** in 2006  
(SEE PAGE 5)



- Across all four grade levels students reported **lower rates of inhalant use** in 2006  
(SEE PAGE 6)



- Across all four grade levels students reported **lower rates of over-the-counter drug use** in 2006  
(SEE PAGE 7)



- Across all four grade levels students reported **lower rates of crystal meth use** in 2006  
(SEE PAGE 8)

30-day alcohol use  
down approximately 5%  
for 12th graders between  
2003 and 2006

30-day cigarette use  
down approximately 6%  
for 12th graders between  
2003 and 2006

30-day marijuana use  
down approximately 6%  
for 12th graders between  
2003 and 2006

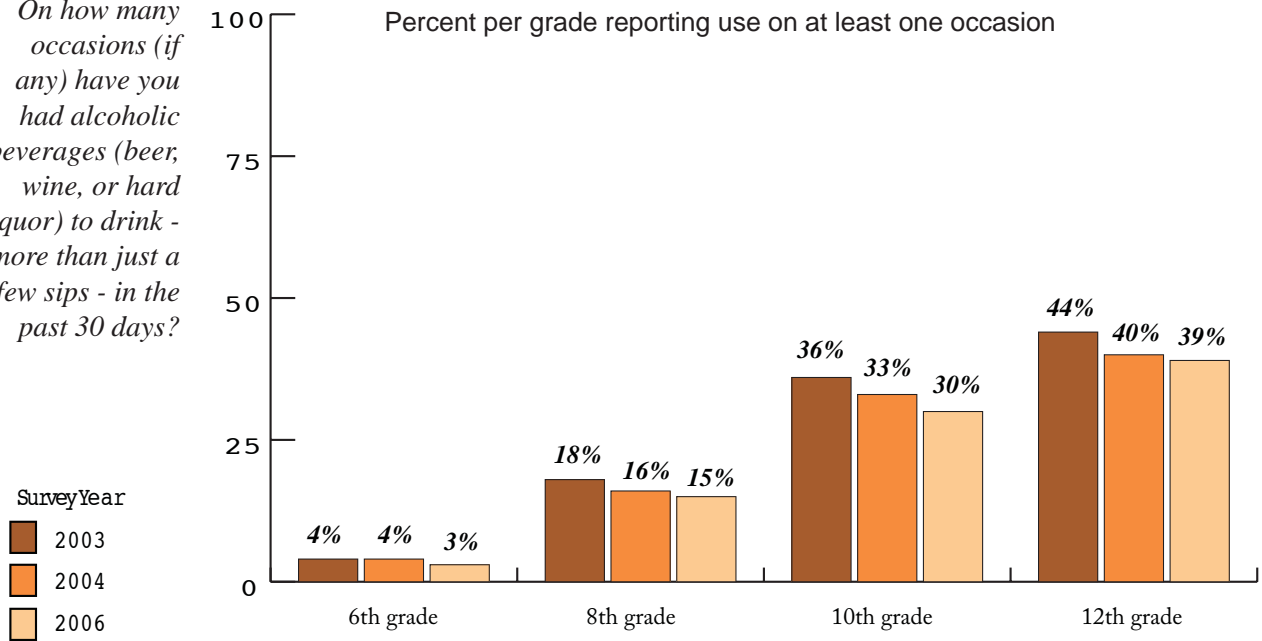
30-day inhalant use  
down approximately 2%  
for 8th graders between  
2003 and 2006

12-month over-the-  
counter drug use down  
approximately 5% for  
12th graders between  
2003 and 2006

30-day crystal meth use  
down approximately 2%  
for 12th graders between  
2004 and 2006

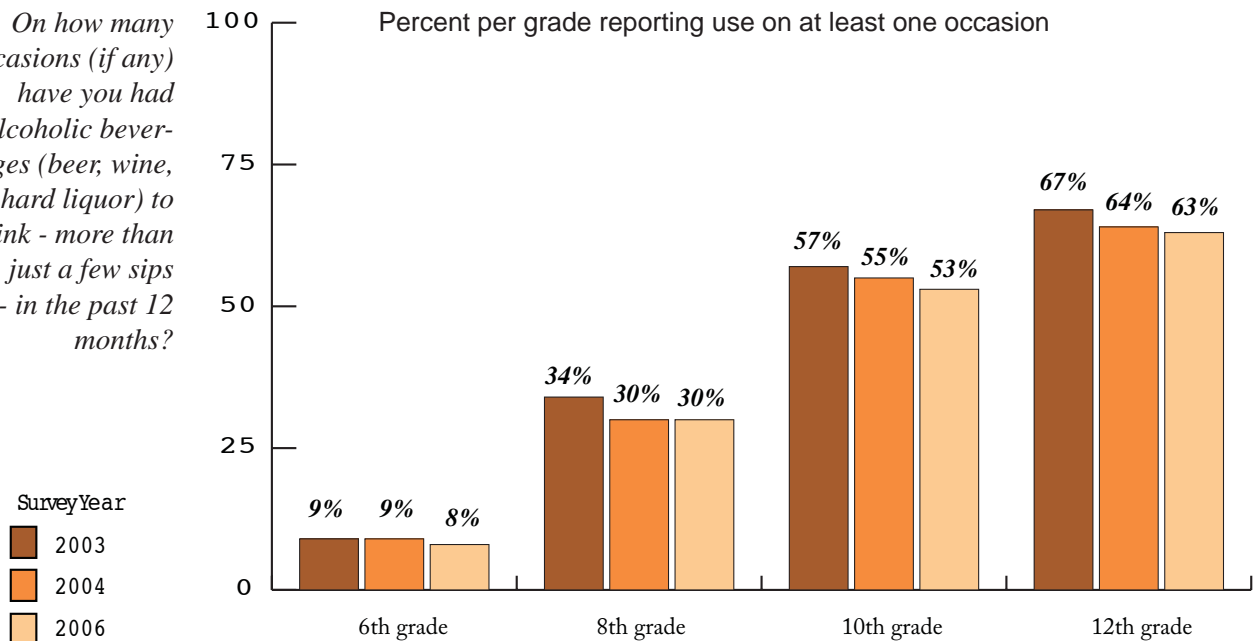
## Alcohol - 30 Day Use

*On how many occasions (if any) have you had alcoholic beverages (beer, wine, or hard liquor) to drink - more than just a few sips - in the past 30 days?*

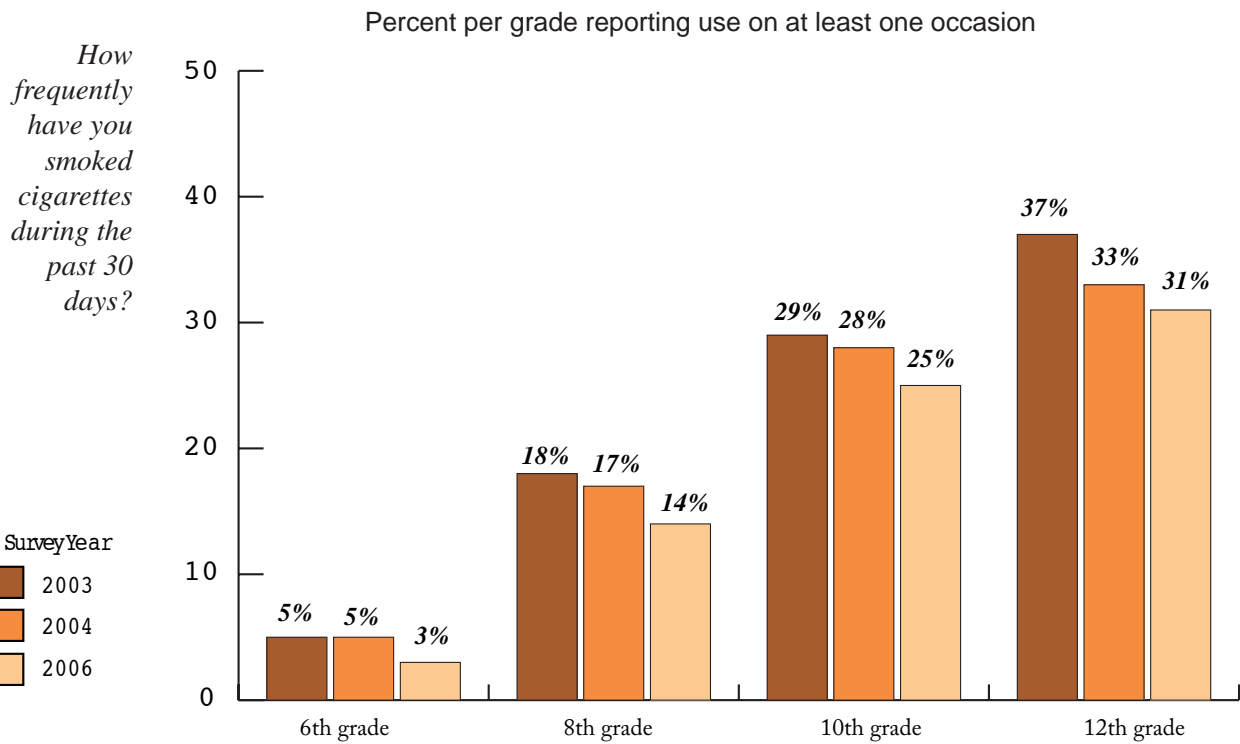


## Alcohol - 12 Month Use

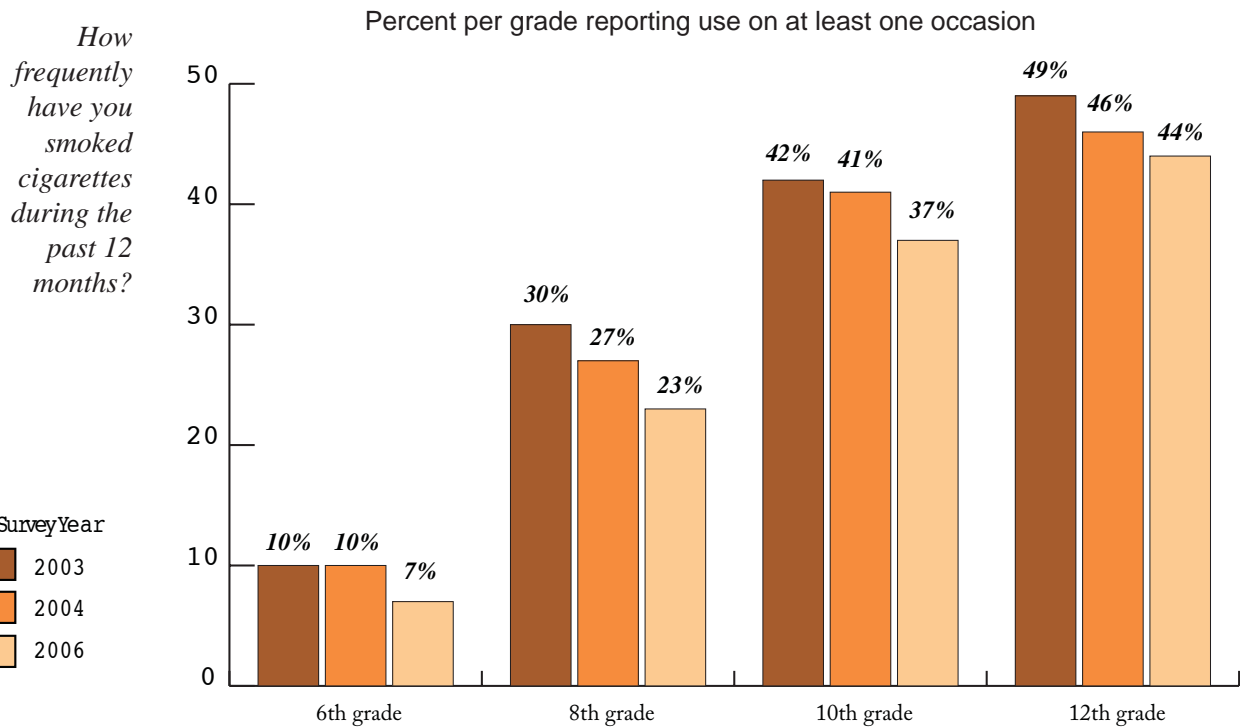
*On how many occasions (if any) have you had alcoholic beverages (beer, wine, or hard liquor) to drink - more than just a few sips - in the past 12 months?*



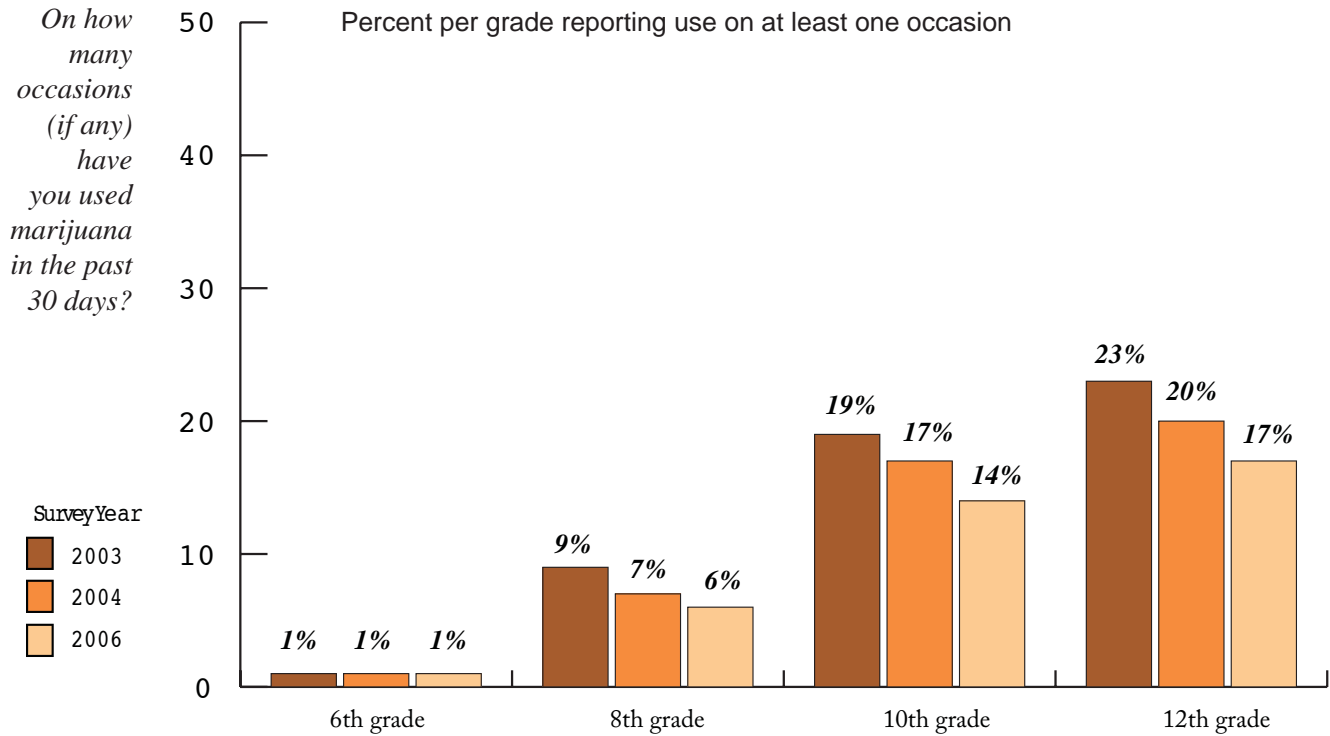
## Cigarettes - 30 Day Use



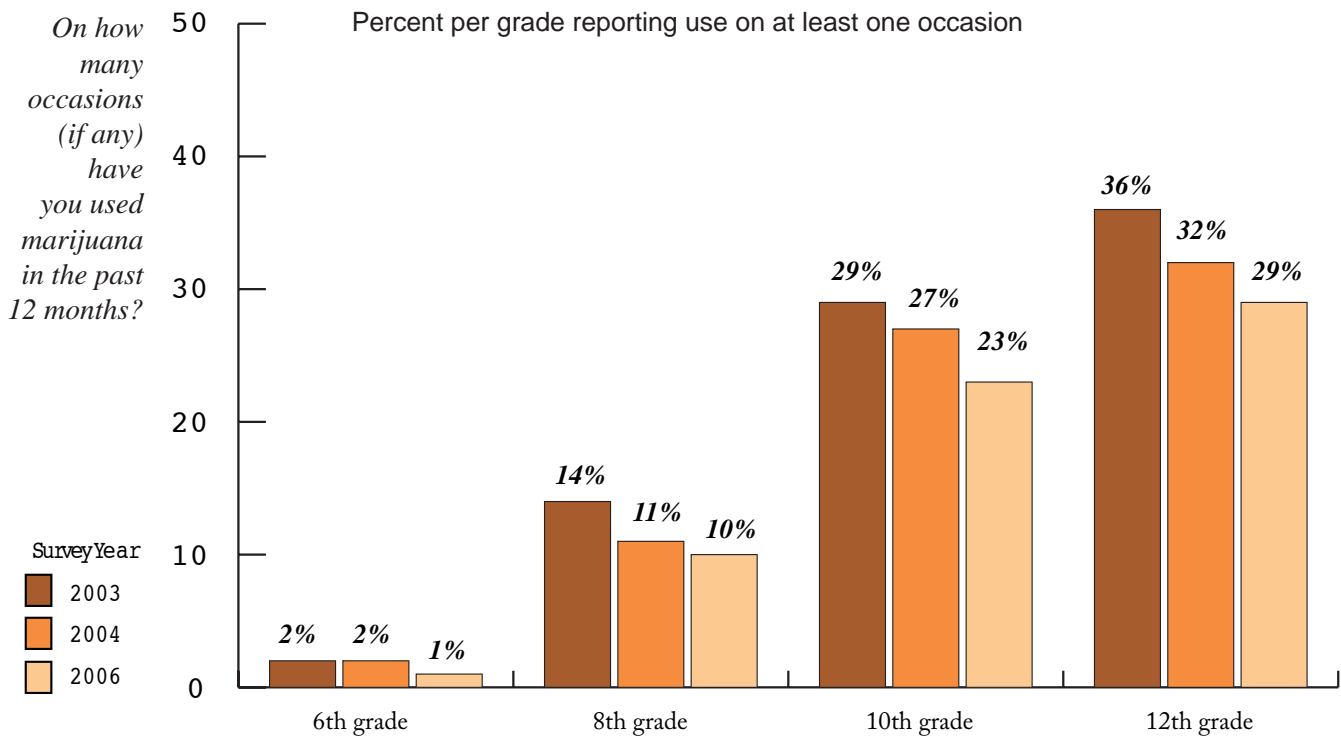
## Cigarettes - 12 Month Use



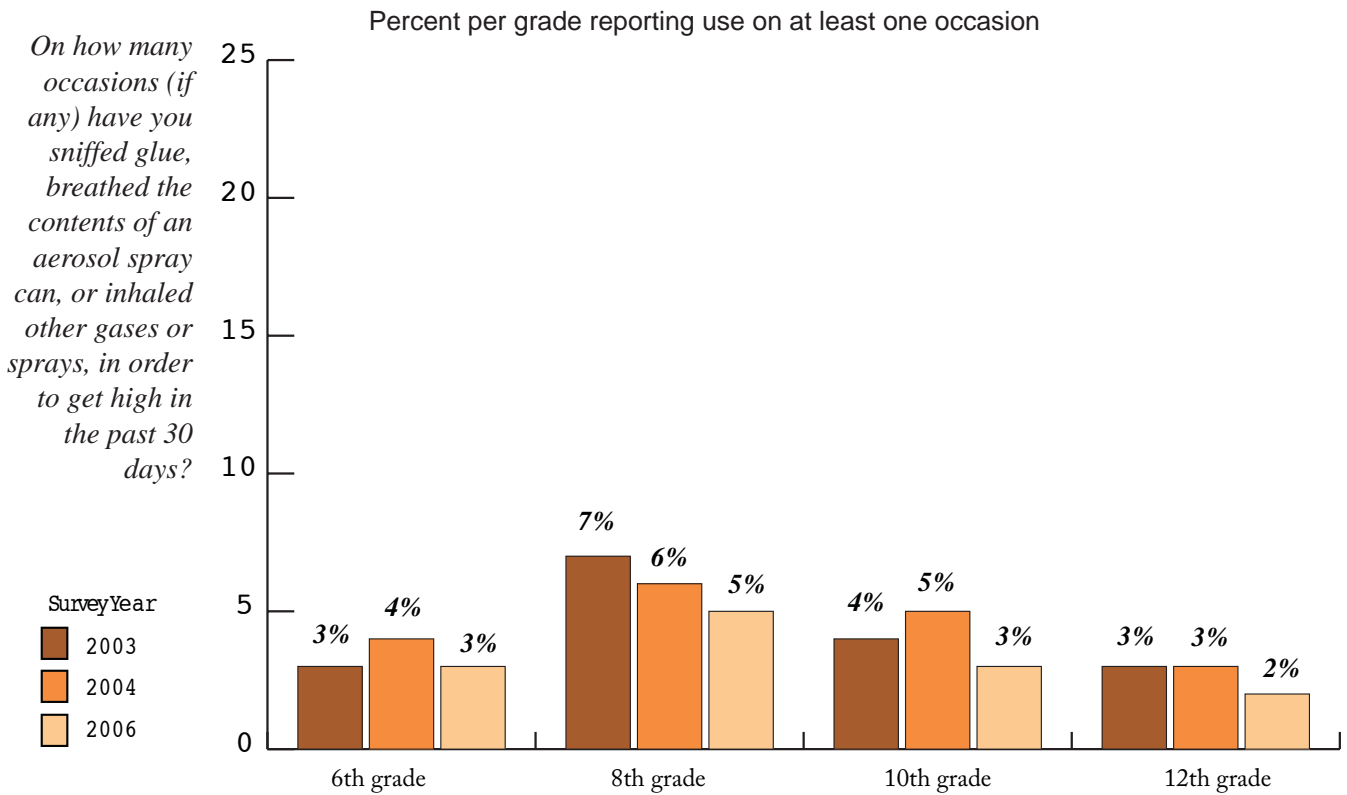
## Marijuana - 30 Day Use



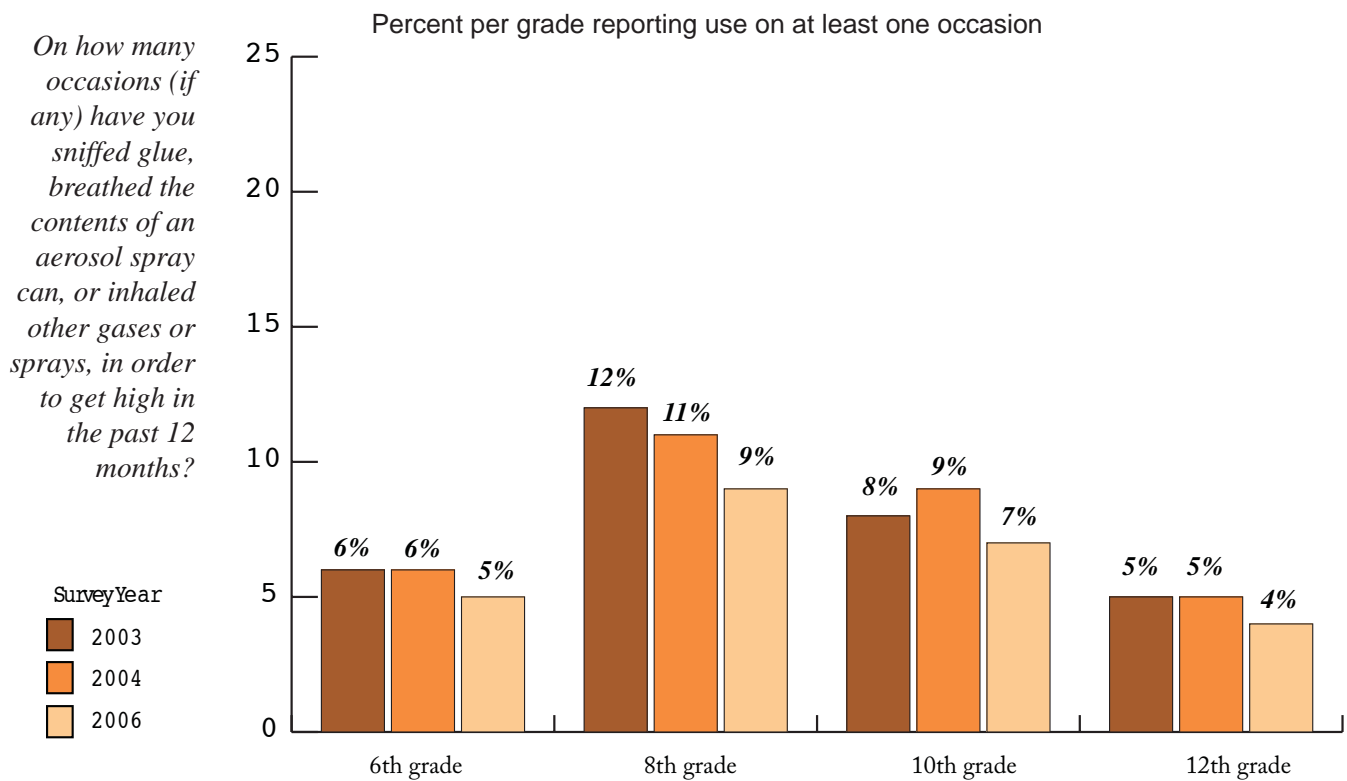
## Marijuana - 12 Month Use



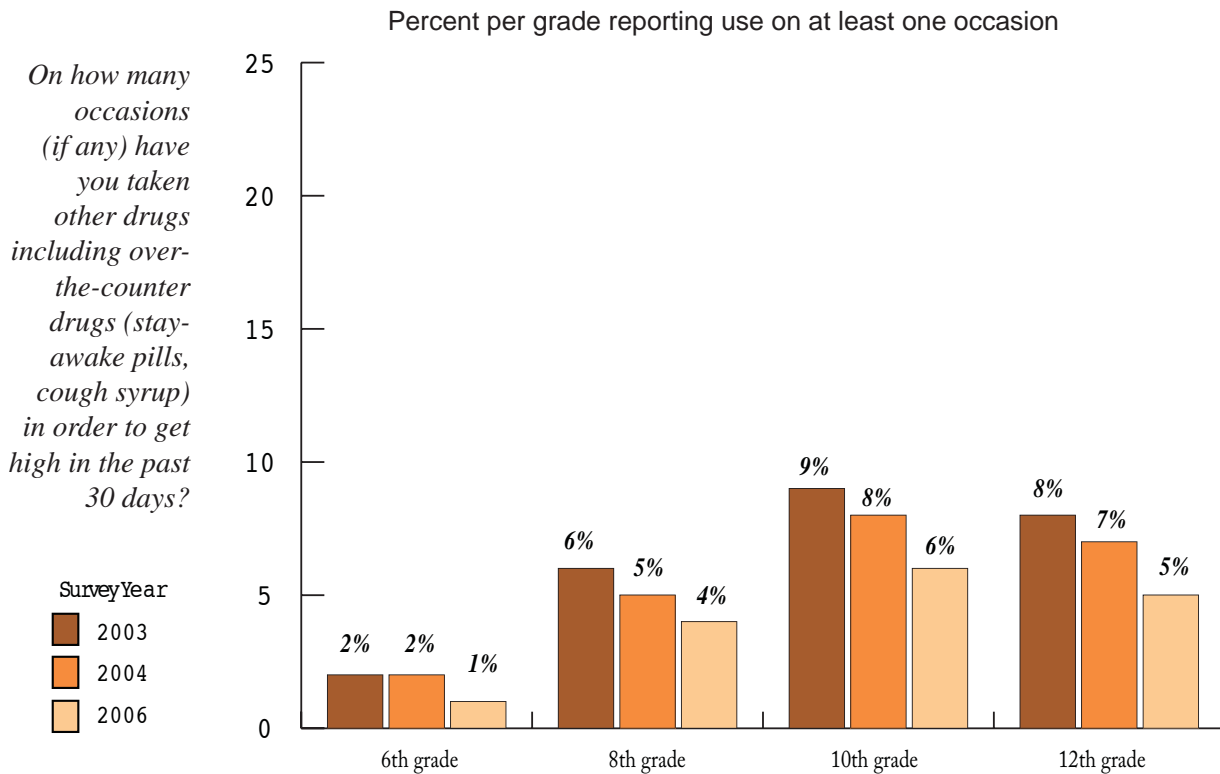
## Inhalants - 30 Day Use



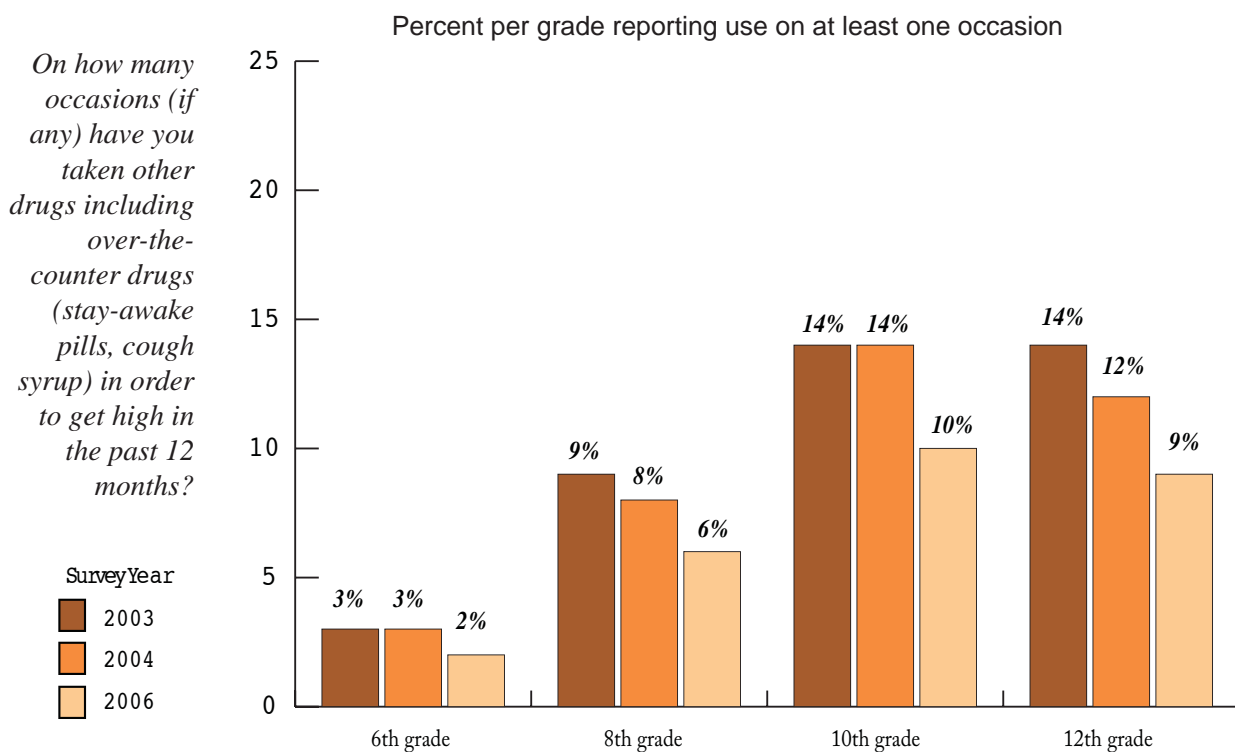
## Inhalants - 12 Month Use



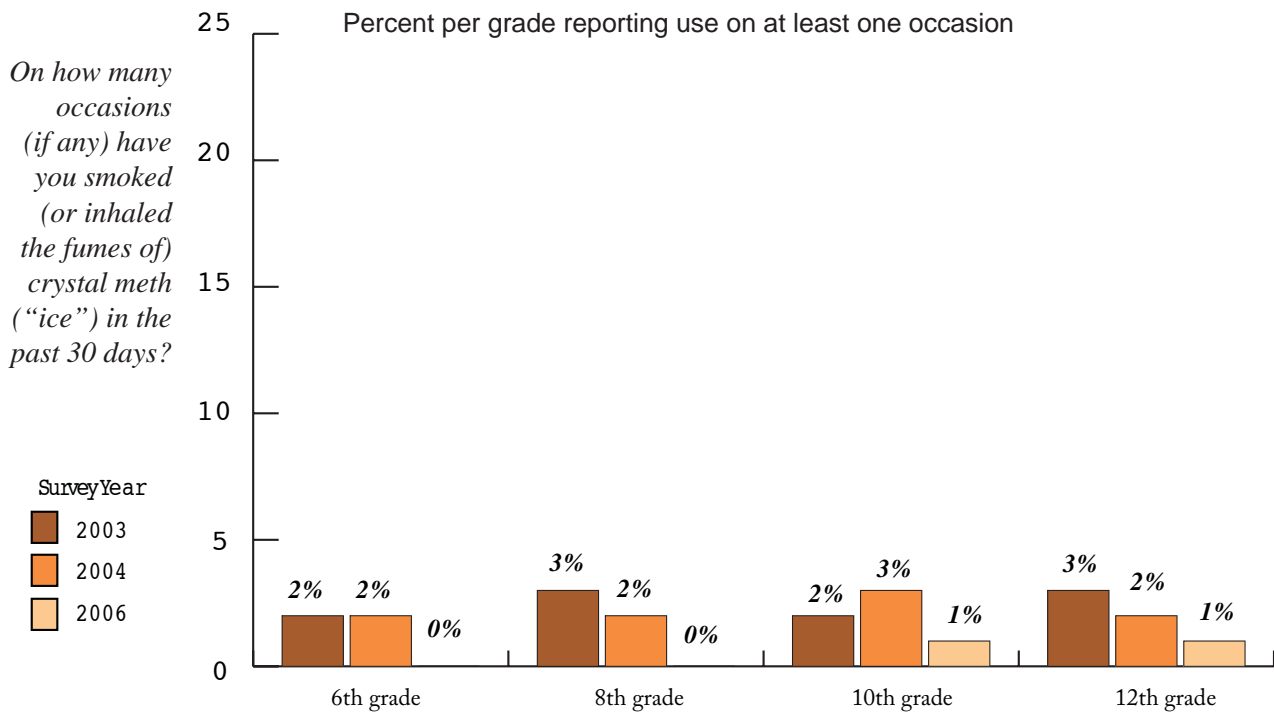
## Over-the-Counter Drugs - 30 Day Use



## Over-the-Counter Drugs - 12 Month Use

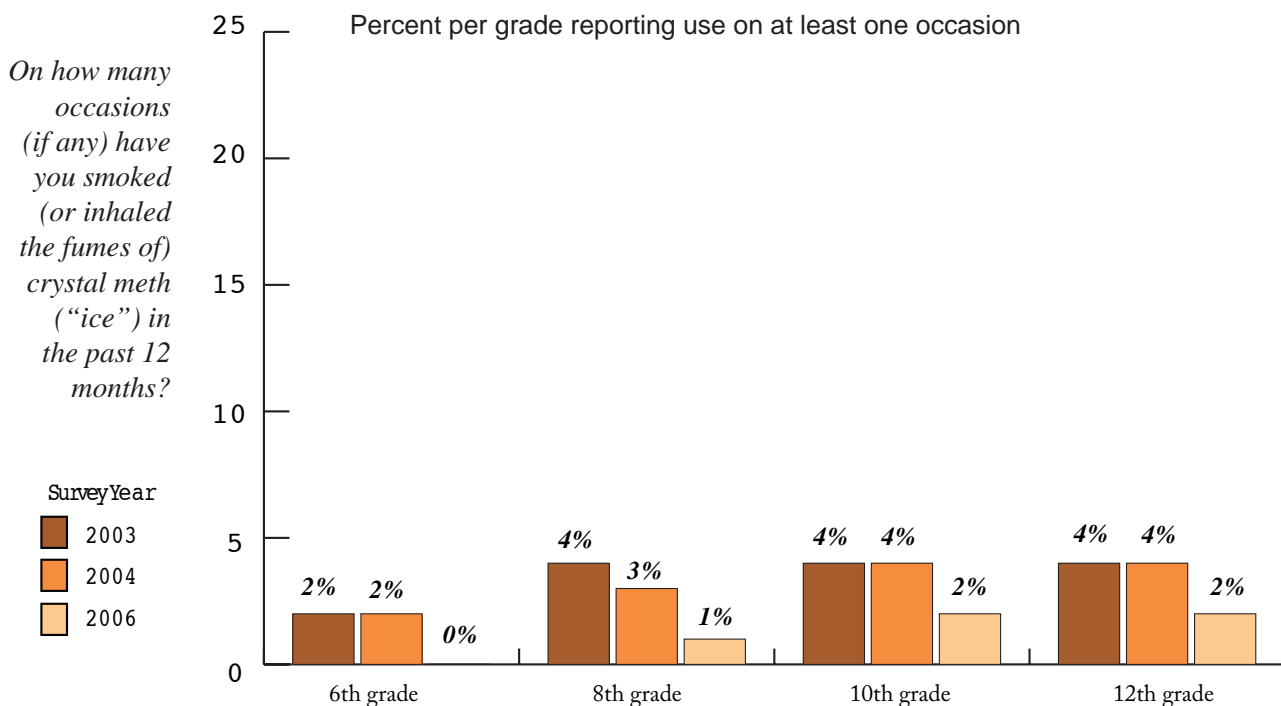


## Crystal Meth- 30 Day Use\*



\*PLEASE NOTE: The wording of this KIP survey item was reworded from "On how many occasions (if any) have you smoked (or inhaled the fumes of) crystal meth" in the 2004 administration of the survey to "On how many occasions (if any) have you used methamphetamines ("meth", "crystal meth", "ice", "crank")" in the 2006 administration of the survey

## Crystal Meth- 12 Month Use\*



\*PLEASE NOTE: The wording of this KIP survey item was reworded from "On how many occasions (if any) have you smoked (or inhaled the fumes of) crystal meth" in the 2004 administration of the survey to "On how many occasions (if any) have you used methamphetamines ("meth", "crystal meth", "ice", "crank")" in the 2006 administration of the survey